




RungePincockMinarco

Richard Mathews
Chief Executive Officer and Managing Director

Agenda

- Who we are
- Our transition to a globally capable company
- Financial results
- Software strategies
- Outlook



Who we are

Runge Pincock Minarco

Runge Pincock Minarco

(RPM)

We are:

The largest publicly traded independent group of mining technical experts in the world.



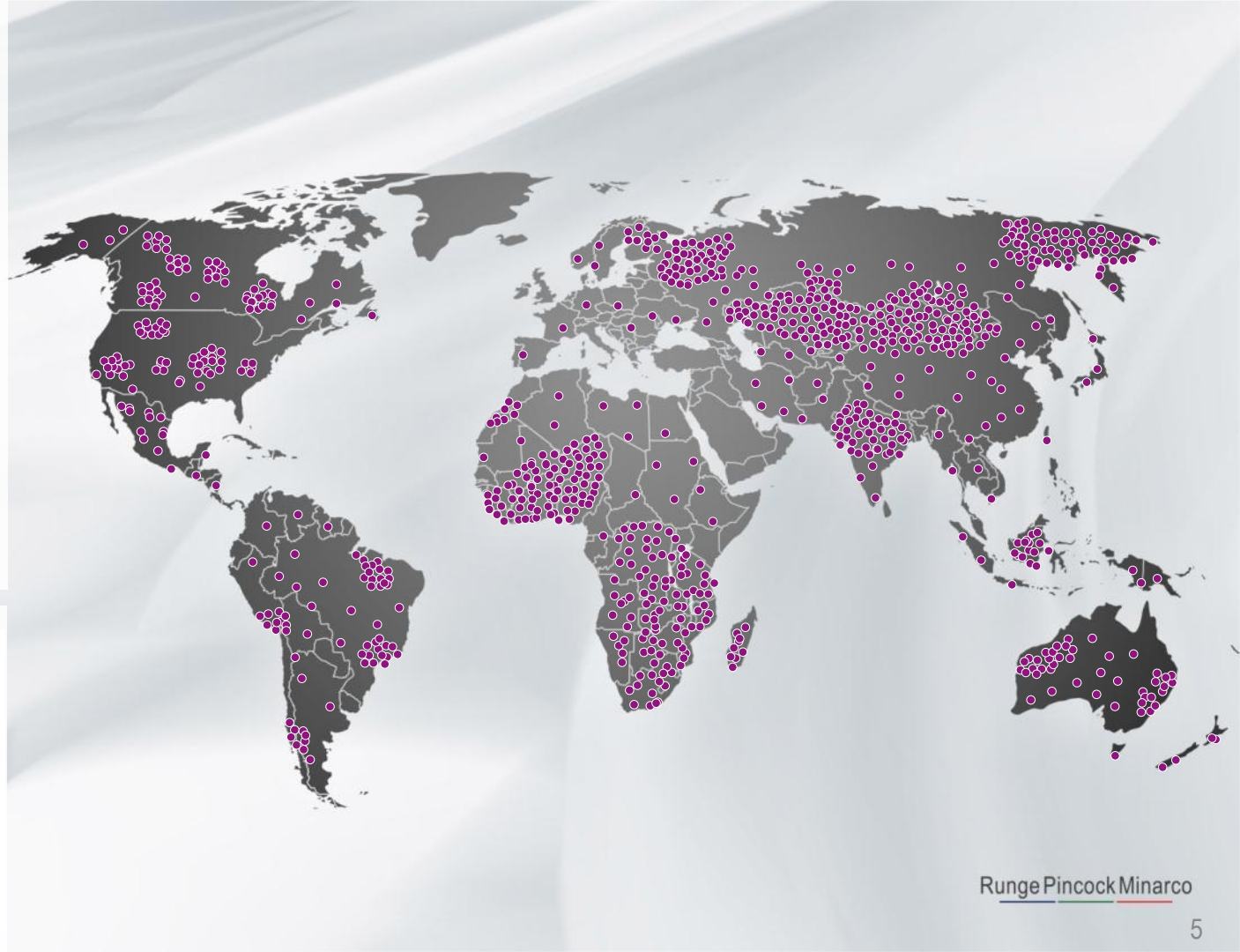
We are the Experts

Expert:

in Mining Strategy, Economic
Risk and Return

We have completed over
11,000 mining studies
around the world

¹⁹ K					⁶ C
²³ V	²⁶ Fe	²⁸ Ni	²⁹ Cu	³⁰ Zn	
⁴² Mo		⁴⁷ Ag	⁷⁹ Au	⁸² Pb	
⁹² U					



We are: Advisors to the equity markets

Involved in over **75%** of mining
IPOs on the Hong Kong Stock
Exchange*
and capital raisings
worth **43 billion USD***



For personal use only

-  **DOXEN 東星能源**
KING ENERGY
-  **昊天能源集團有限公司**
HAO TIAN RESOURCES GROUP LIMITED
-  **金山能源集團有限公司**
KING STONE ENERGY GROUP LIMITED
-  **力能地產**
KINETIC MINES AND ENERGY LIMITED
力能地產集團有限公司
Stock Code: 1077
-  **世紀陽光集團**
CENTURY SUNSHINE GROUP
香港交易所股票編號: 00509
-  **中國多金屬礦業有限公司**
CHINA POLYMETALLIC MINING LIMITED
-  **滙力集團**
HUILI GROUP
-  **中國大冶有色金屬礦業有限公司**
China Dajie Non-Ferrous Metals Mining Limited



*Since the introduction of JORC reporting standards

We are: Advisors to the debt markets

Specialist in due diligence,
independent engineer studies
and peer reviews for all of the
worlds major banks

We have been providing
investment advise to the banking
community for over **45 years**



We are:
The clear market leader in
mine scheduling and mine
costing to multinational
resource companies

RPM software is used at over
1,000 mining sites
by over **4,500** users globally



Mining Value Chain – Where we fit

Advisory Services

Exploration management & advice | Geological modelling | Resource definition | Due diligence studies | Feasibility studies | Reserve definition | Environmental & social services | Expert witness & legal support | Asset advisory support | Valuation, appraisal & fairness opinion

Exploration

Resource
Definition

Strategic
Mine
Planning

Mine
Design

Mine
Scheduling

Extraction

Production &
Beneficiation

Sales

xpac

xact

<< xeras >>

<< Mine Costing >>

<< xeras >>

We are: The leaders in scheduling Coal mines

We have been scheduling coal mines all around the world for **30 years.** We schedule **90%** of Australia's coal.



We are: The leaders in scheduling Iron Ore mines

60% of the world's export iron
ore is scheduled using our
software



We are:
The leaders in scheduling
Gold mines

9 of the top 10
gold miners in the world use our
software across their
global operations



We are:
The leaders in planning
Uranium operations

Extraction at the **world's
largest Uranium
mines** is planned using RPM
specialised software and expert
consultants



RioTinto

ENERGY AND
MINERALS
AUSTRALIA

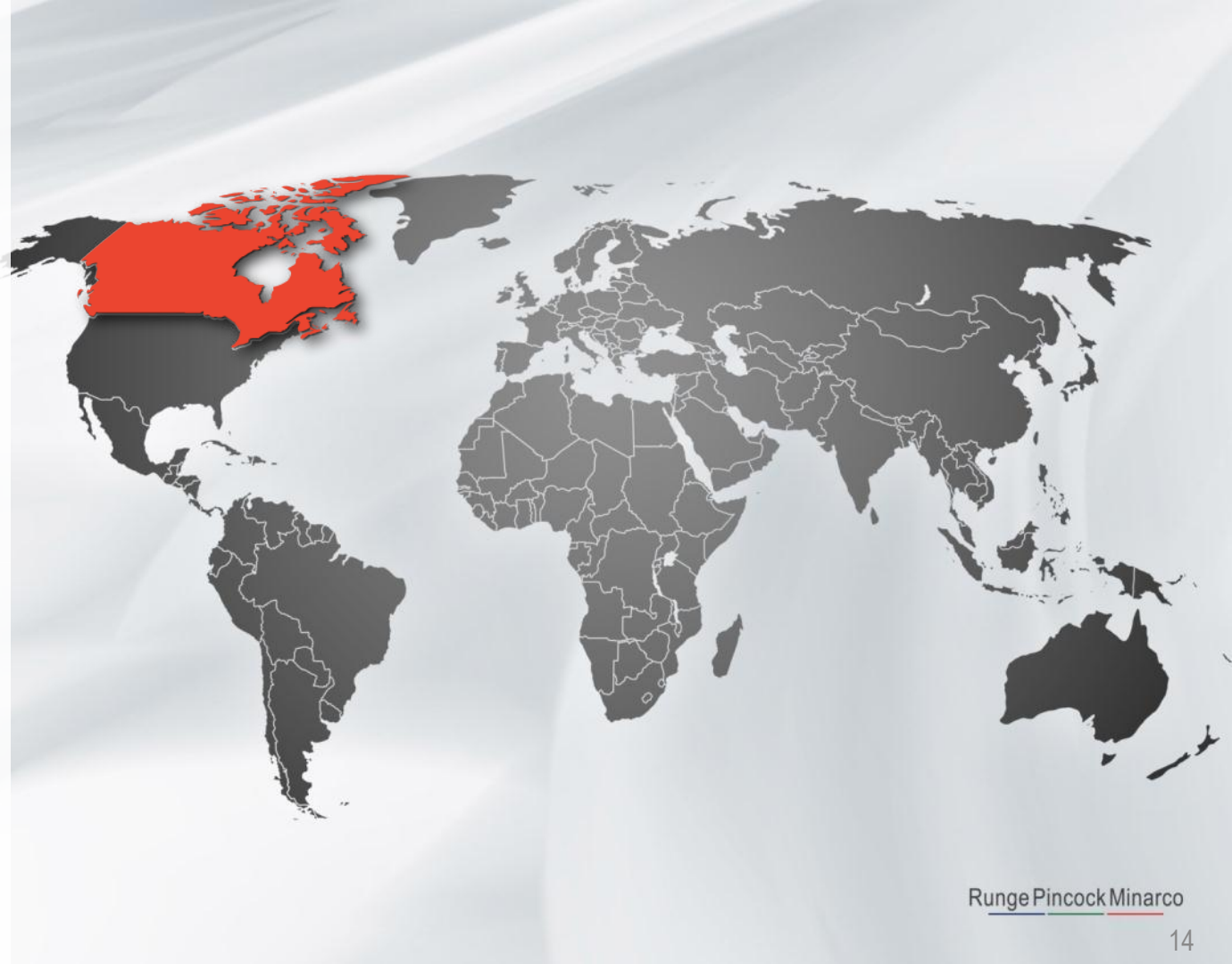
AREVA



We are:
The leaders in scheduling
Oil Sands and Potash
operations

100% of Canada's oil sands mines

50% of Canada's major potash
producers



For personal use only

RioTinto



Syncrude



ExxonMobil

Global Client Base

For personal use only

Global Diversified
Resource Leaders



RioTinto



GLENCORE

Global Commodity
Leaders

Coal & Energy



Iron Ore



Copper, Gold and Metals



Oil, Potash, Diamonds, Other



DE BEERS
A DIAMOND IS FOREVER

Regional Leaders

Americas

ExxonMobil



NEWMONT

Asia/CIS



Australia



Africa



GOLD FIELDS



JV & Contract Leaders



Financial Institutions



J.P.Morgan citigroup



Morgan Stanley



Bank of America Merrill Lynch

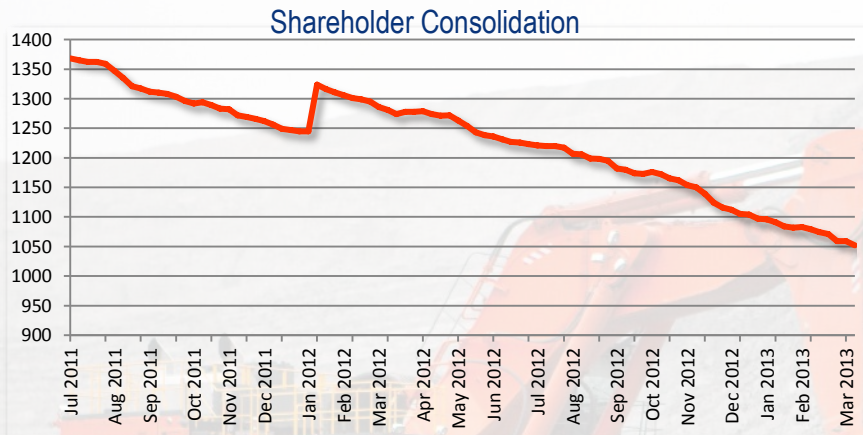


Transition to a globally capable company

Runge Pincock Minarco

Shareholders and Governance


- Refreshed the register and changed its profile



- Board changes



Allan Brackin
Chairman



Ross Walker
Non-executive



Ian Runge
Non-executive



Richard Mathews
Managing Director

Retired Board Members: Vince Gauci (ex-Chairman), Neil Hatherly, Christian Larsen, David Meldrum

Management Team Changes

Green - new
Blue - promoted
Red - existing

Chief Executive
Officer



Australia



David Cormack

CTO



Paul Beesley

Human
Resources



Donna Williams

EMIA



Michael Evans

Latin
America



Gary Poole

Enterprise



Andrew Lingard

General
Counsel



James O'Neill

Corporate



Kieran Wallis

North
America



Raja Upadhyay

Asia & CIS



Phil Baudry

Global
Sales



Glenn Kerkhoff

Marketing



Michael Baldwin

Cultural Change

Runge Pincock Minarco

For personal use only

- One Company - One brand
- International operations focused
- Performance plans directly linked to financial results
- Marketing lead and Sales focused



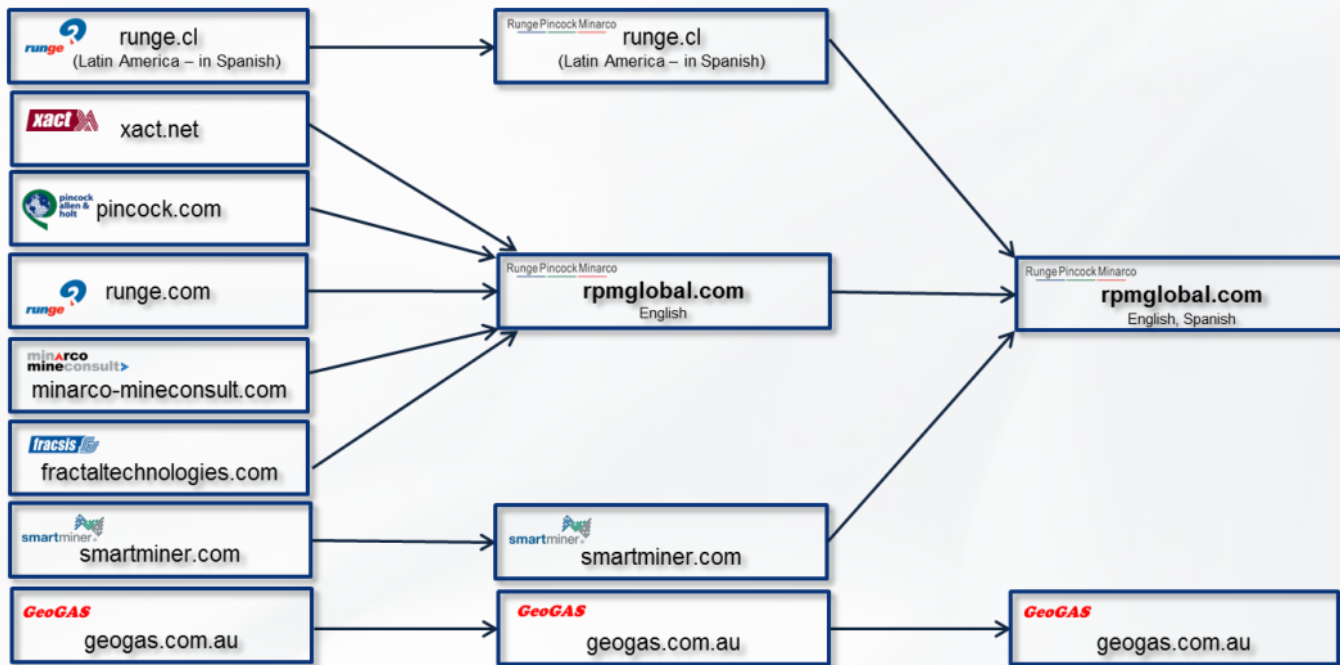
Marketing - New Website

For personal use only

The old website features a blue header with the Runge logo and navigation links: HOME, RUNGE OVERVIEW, CONTACT, and SITEMAP. Below the header is a grid of service categories: FEASIBILITY, GEOLOGY, MINE PLANNING, EQUIPMENT OPTIMIZATION, BUDGETING, MINE MANAGEMENT, and MINE DESIGN. A horizontal menu lists Consulting Solutions, Learning Solutions, Technology Solutions, Software Support, Careers, and Shareholders. The main content area is titled 'Mining Software and Mine Consulting Services' and includes a search bar, 'CURRENT JOBS' link, 'Runge News & Media' link, and 'The Runge Group of Companies' section featuring the Minarco MineConsult logo.

The new website has a modern design with a blue and white color scheme. The header includes the company name 'RungePincokMinarco' and navigation links: Careers, About Us, News & Media, Investor Relations, Software Support, and Contact Us. The main navigation bar lists MINING CONSULTANTS, MINING SOFTWARE, PROFESSIONAL DEVELOPMENT, and GLOBAL LOCATIONS. The hero section features a large image of mining equipment with the headline 'TRUSTED MINING CONSULTANTS IN 21 LOCATIONS, ACROSS 12 COUNTRIES' and the tagline 'GLOBAL EXPERTISE, LOCAL KNOWLEDGE'. Below this is a section titled 'THE WORLD'S LARGEST INDEPENDENT GROUP OF MINING TECHNICAL EXPERTS' with detailed text about the company's history and global presence. A 'NEWS & MEDIA' section lists recent events, and a 'More News & Media' button is visible. The footer includes 'CONNECT WITH US'.

Marketing - Website Consolidation




New Products – CY2013



UNDERGROUND COAL **xpac**

Runge Pincock Minarco



block agg

THE BRIDGE BETWEEN GEOLOGY AND ENGINEERING


Runge Pincock Minarco



haulnet

PLAN YOUR HAUL ROUTE.

Runge Pincock Minarco



coal seam agg

THE BRIDGE BETWEEN GEOLOGY AND ENGINEERING

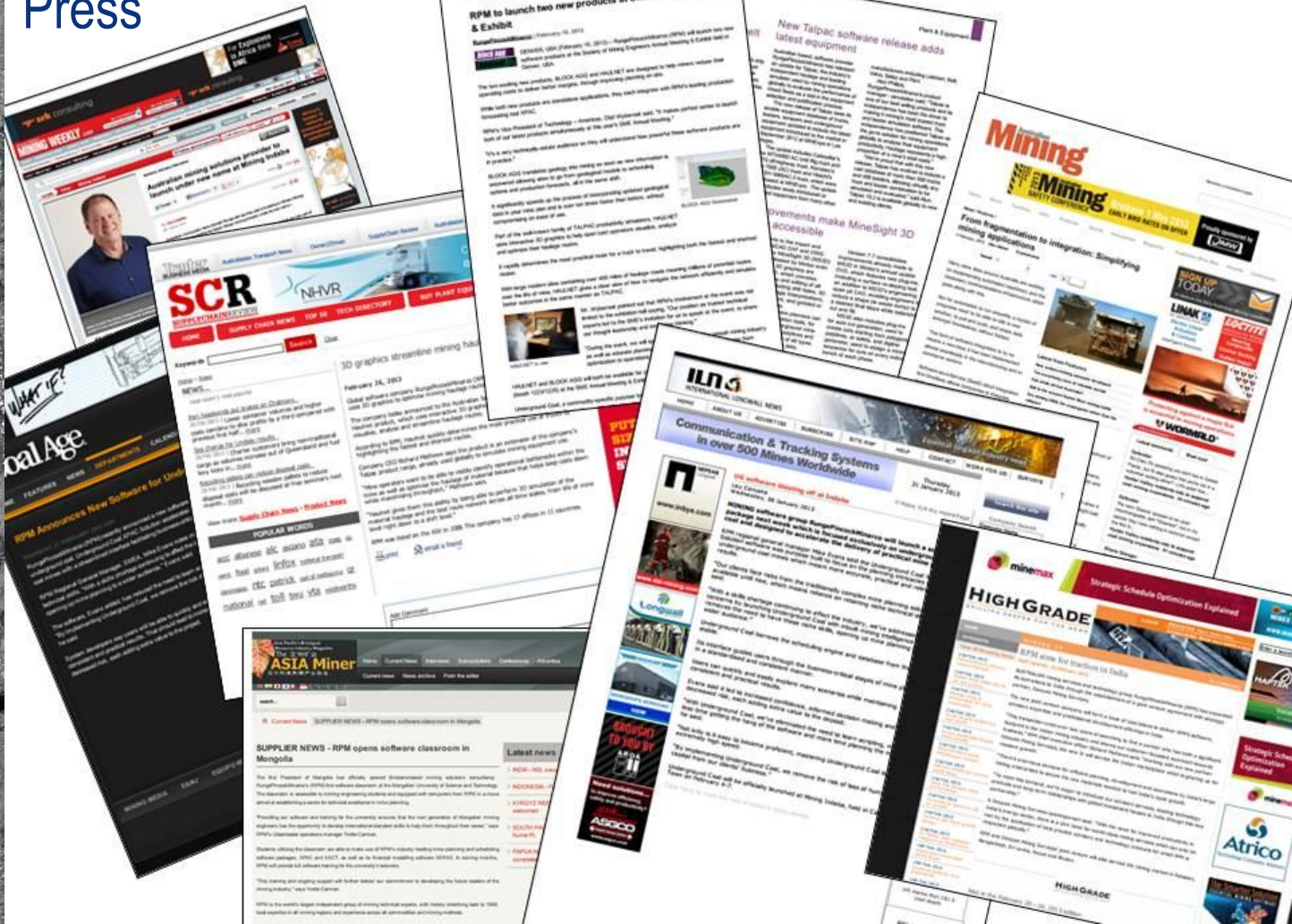
Runge Pincock Minarco



Runge Pincock Minarco


For personal use only

Press



Sales Materials

For personal use only



Completed Restructuring Projects

- Shut down our financial services division



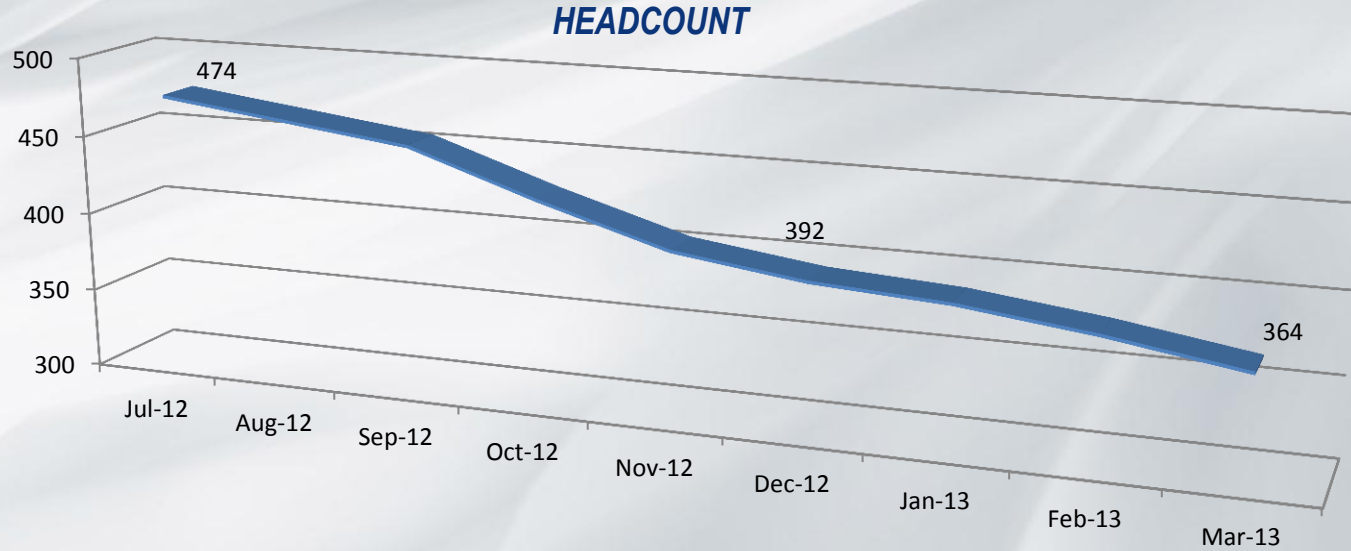
- Closed our Brisbane GeoGAS Laboratory
- Closed our Malaysian Development Centre

For personal use only



Re-Sizing the Business

For personal use only



Headcount by division	Jul-12	Dec-12	Mar-13	% var
Field Operations	359	298	287	(20%)
Technology	43	42	39	(9%)
Corporate	72	52	38	(47%)
Total	474	392	364	(23%)

Business Development

- Indian Joint Venture – Deepak
 - Public Company
 - Extensive mining network
 - Low risk approach to market entry
- China – Kingho
 - One of the largest private Energy Companies in China
- Russian Distributor
 - This region requires local client management and systems integration capability

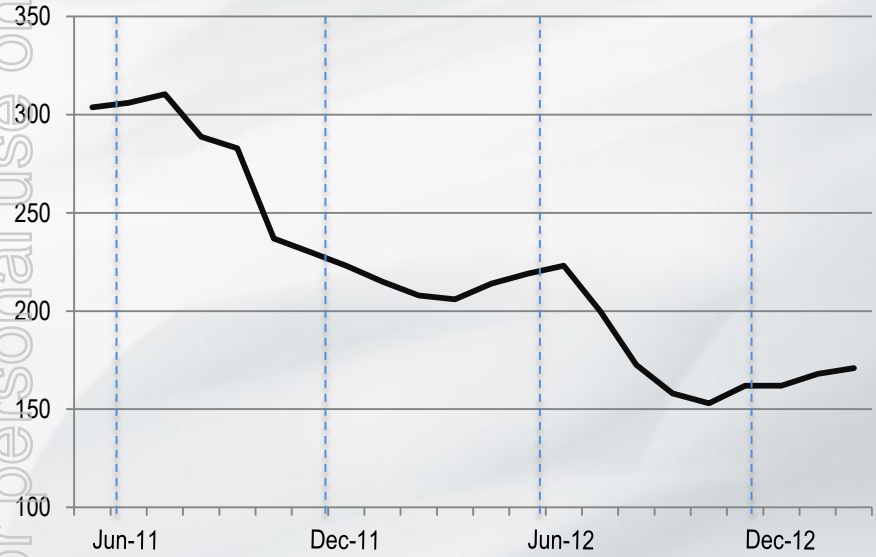


Financial results

Runge Pincock Minarco

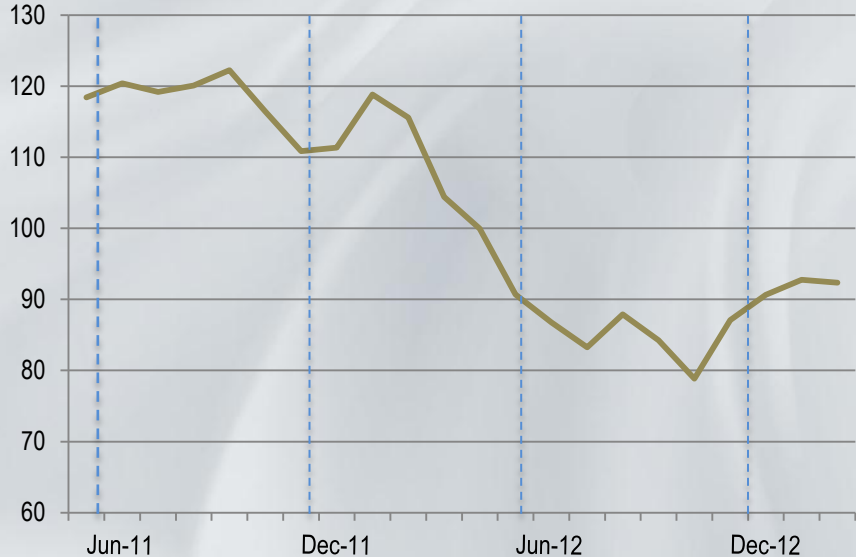
Advisory Environment - Coal

Hard Coking Coal (US\$/t spot)



HCC FOB QLD Index (US\$/t spot)

Thermal Coal (US\$/t)



McCloskey Newcastle 6700kcal GAD Index(US\$/t spot)

Source: Bloomberg

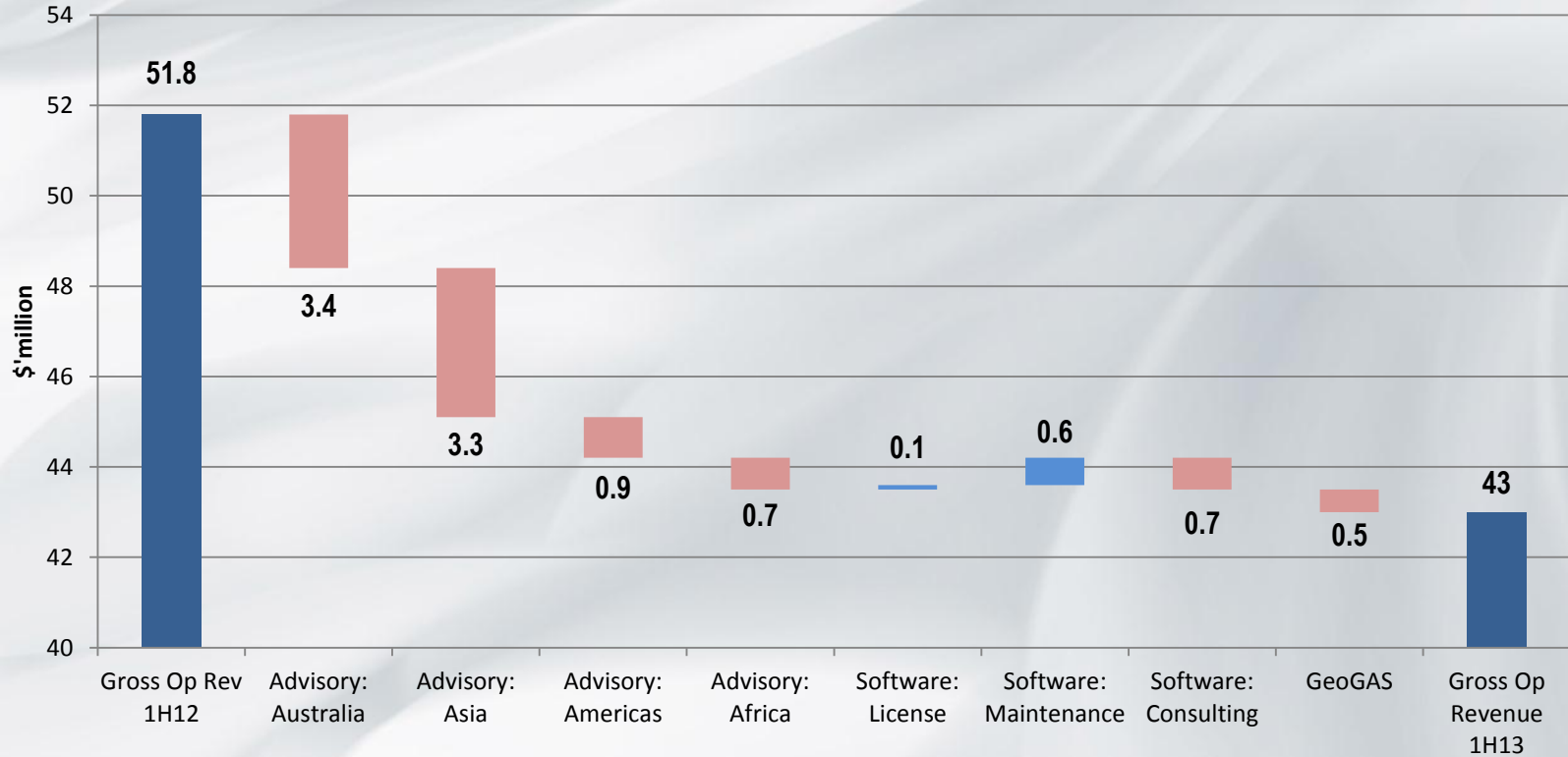
Financial Overview

For personal use only

	1H13 \$'m	1H12 \$'m	% var	2H12 \$'m	% var
Net operating revenue	40.4	48.4	(17%)	51.0	(21%)
Operating expenses	(39.7)	(43.0)	(8%)	(44.4)	(11%)
Operating EBITDA	0.7	5.4	(87%)	6.6	(89%)
Depreciation & amortisation	(2.0)	(2.7)	(26%)	(2.6)	(23%)
Operating EBIT	(1.3)	2.7	-	4.0	-
Net finance costs	(0.3)	(0.3)	0%	(0.2)	50%
Underlying profit before tax	(1.3)	2.4	-	3.8	-
Significant items	(4.1)	2.0		-	
Income tax benefit/(expense)	1.1	(0.7)		(1.3)	
Statutory Net Profit	(4.6)	3.7		2.5	
EBITDA Margin	1.7%	11.2%		12.9%	

Revenue bridge: 1H12 to 1H13

For personal use only



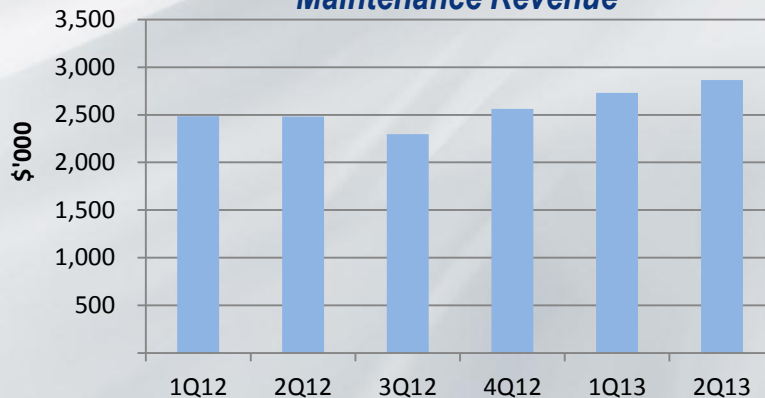
Revenue Analysis *by quarter*

For personal use only

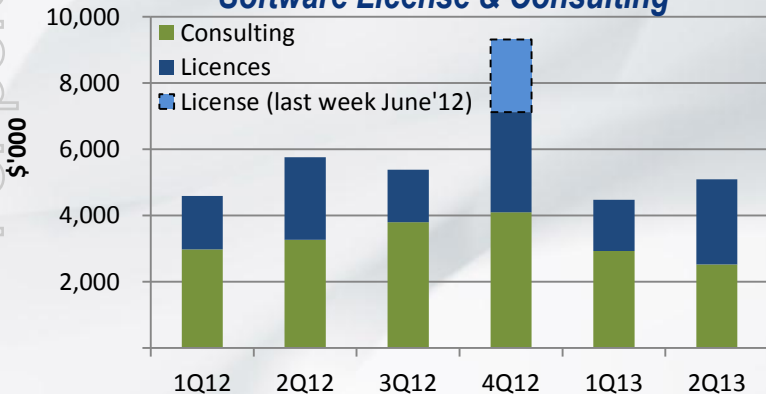
Advisory



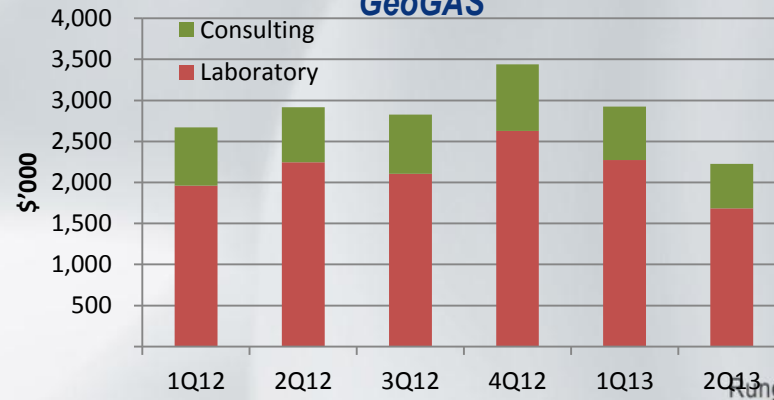
Maintenance Revenue



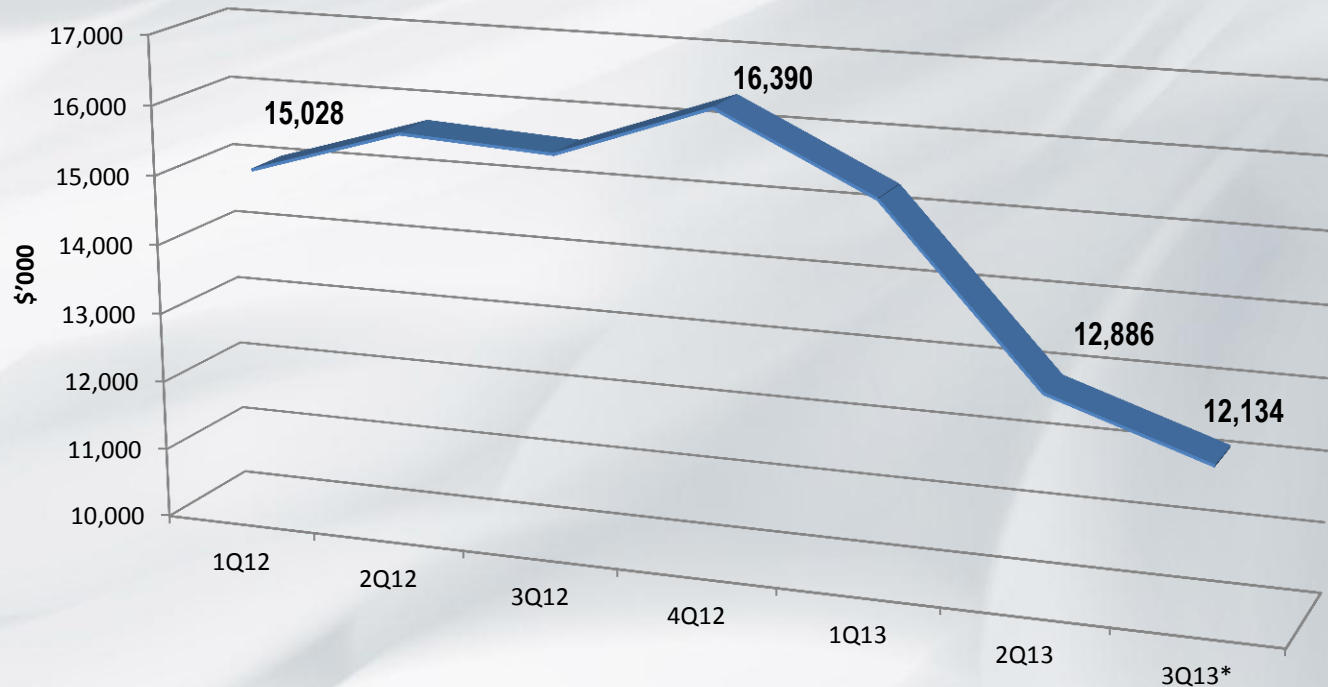
Software License & Consulting



GeoGAS



Expenditure: staff remuneration** costs *by quarter*



* Forecast expenditure for 3QFY13

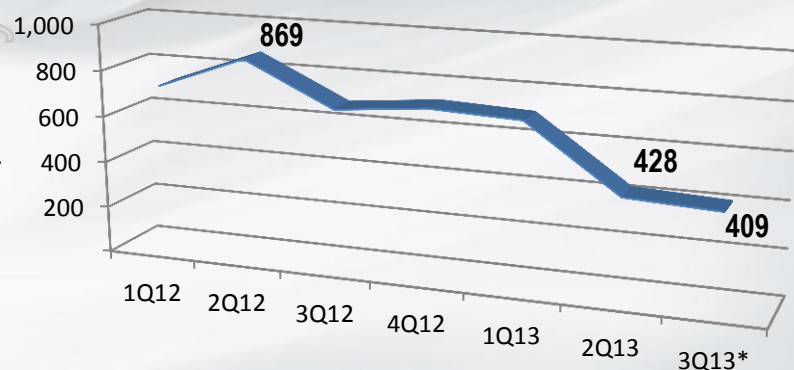
** Remuneration includes salary and wages, performance payments and leave entitlements

For personal use only

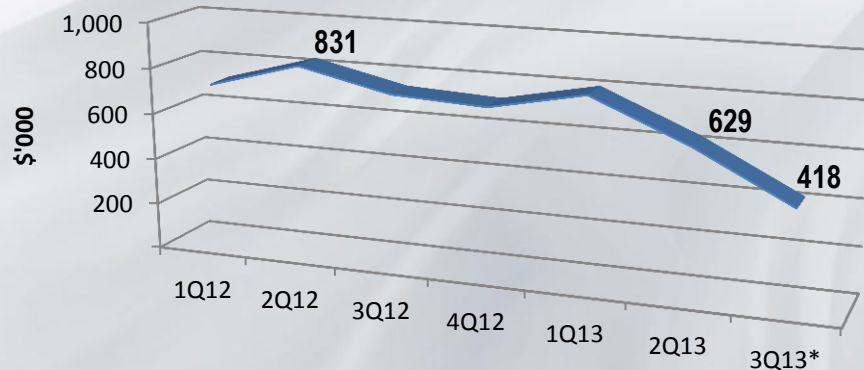
Expenditure: overhead costs *by quarter*

For personal use only

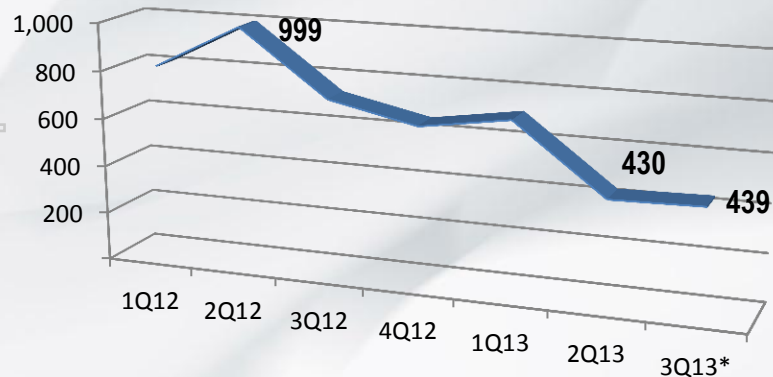
Travel



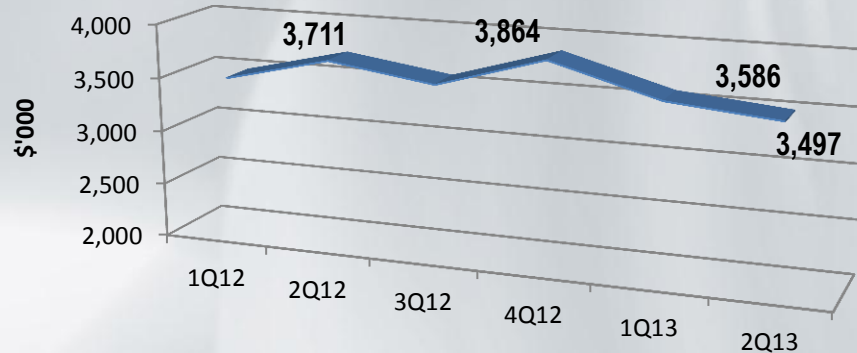
Professional Fees



Other Employee Costs



Premises, IT, Marketing & Other



* Forecast expense for 3QFY13

Significant Items

For personal use only

	1H13 \$'m	1H12 \$'m
Keyman life insurance proceeds		2.0
GeoGAS Brisbane Lab equipment	(0.7)	
Capitalised software projects	(0.3)	
Onerous lease - corporate office	(1.5)	
Redundancy & termination costs	(1.6)	
Corelate Capital closure costs	(0.1)	
Total Significant items	(4.2)	2.0

Cashflow

For personal use only

	1H13		1H12	
	\$'m		\$'m	
Opening cash balance		12.0		9.4
Movement in working capital	(2.9)		1.9	
Interest and tax payments	(2.3)		(1.7)	
Effects of exchange rates on cash	(0.2)	(5.4)	(0.6)	(0.4)
Reduction in performance pay and leave provisions	(3.4)		(0.3)	
Cash impact of redundancy payments	(1.3)			
Capital Expenditure	(1.0)	(5.7)	(3.3)	(3.6)
Dividend - final	(1.2)		(1.2)	
Key man insurance proceeds	-		2.0	
Dividend - special	(1.2)		-	
Proceeds from Borrowings	7.5	5.1	3.7	4.5
Closing cash balance		6.0		9.9
Borrowings		(12.5)		(9.1)
Net cash/ (debt)		(6.5)		0.8

Software strategies

Runge Pincock Minarco

Software Strategies

Objective – Standardisation and Simplification

- Construct specific “Commodity Based Solutions” based on standard mining methods

Objective - Integration


- Provide enterprise solutions for mine scheduling, simulation and budget/forecasting through full integration with the other major software vendors in the industry
- Provide complete alignment between production and maintenance scheduling

For personal use only




Software Objective – Standardisation and Simplification

Construct specific “Commodity Based Solutions” based on standard mining methods



Software Objective – Standardisation and Simplification

Construct specific “Commodity Based Solutions” based on standard mining methods



Software Objective – Integration

Provide enterprise solutions for mine scheduling

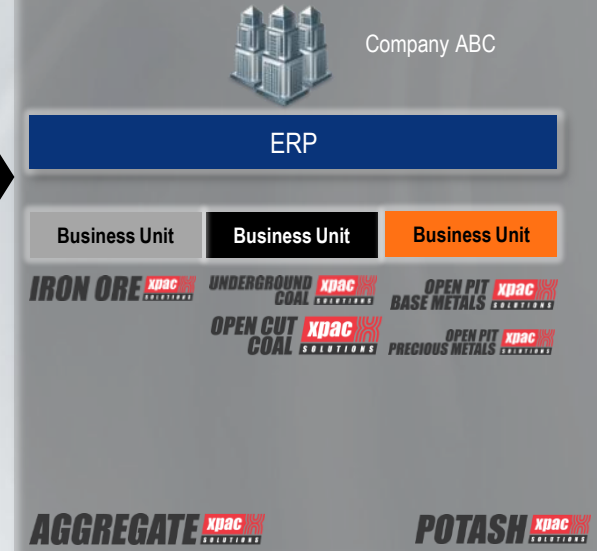
Desktop Products



Commodity Based Solutions




Enterprise Systems



Software Objective – Integration

Provide enterprise solutions for mine scheduling, simulation and budget/forecasting through full integration with the other major software vendors in the industry starting with:

For personal use only



Software Objective – Integration

Provide complete alignment between production and maintenance scheduling

Mine Schedule - Production Scheduling

Maintenance Schedule - Maintenance Scheduling



Process Orders

Work Orders

Software Objective – Integration

Provide complete alignment between production and maintenance scheduling

Mine Schedule - Production Scheduling

Maintenance Schedule - Maintenance Scheduling



Process Orders

ERP

Work Orders

Software Objective – Integration – Enterprise Financial Modelling

For personal use only



Outlook

We expect:-

- The full benefits of our restructuring efforts to be released from Q4 onwards
- Coal advisory to remain tough for the remainder of this financial year
- Financial improvement in developing regions
- To launch 12 brand new software products in H2 2013 including XERAS for Enterprise
- The software pipeline for FY2014 to grow strongly in Q4



For personal use only



Runge Pinco ck Minarco